

SELF-EVALUATION REPORT FORM OF MASTER CURRICULUM¹

Project title	Development of master curricula for natural disasters risk management in Western Balkan countries
Project acronym	NatRisk
Project reference number	573806-EPP-1-2016-1-RS-EPPKA2-CBHE-JP
Coordinator	University of Nis
Project start date	October 15, 2016
Project duration	36 months

Type	Master curriculum/ Specialist professional studies
Institution	TCASU
Reporting date	13.08.2019.
Report author(s)	Predrag Stanojevic, Jelena Rajovic

Project number: 573806-EPP-1-2016-1-RS-EPPKA2-CBHE-JP

"This project has been funded with support from the European Commission. This publication reflects the views only of the author, and the Commission cannot be held responsible for any use which may be made of the information contained therein"

¹This form has to be filled by WP Leader and sent on e-mail address: natriskuni@gmail.com.

MASTER CURRICULUM DESCRIPTION with special reference to goals and outcomes

Number of enrolled students	12									
Master curriculum description:										
<p>The purpose of the Study Program is to educate professionals who will build an environment in which the basic goals reflected in occupational safety, environmental protection and protection of general social interests will be promoted, which together contribute to raising the overall quality of life.</p> <p>The study program Disasters Risk Management and Fire Safety is designed to ensure the acquisition of competencies that are socially justified and useful. It is based on the modern curriculum and contemporary curricula of the subject that follow trends and trends in the field of occupational safety.</p> <p>In accordance with the Mission of the College, the Study Program provides affordable and modern, high quality education that will meet student expectations and employers' needs. The realization of such a study program educates specialist expert engineers in the field of protection against catastrophic events and fires, which have competence, comparability and competitiveness in European and world contexts.</p> <p>The study programme is divided into two semesters, and after the successful completion the students will be awarded with additional 60 ECTS.</p> <p>The curricula includes following courses:</p>										
No.	Code	Courses	S	Type	Course Status	Hours			Other	ECTS
						L	E	Oth.		
1.		English language – higher course	1	-	O	2	2	0	-	6
2.		Research methods and scientific communications	1	-	O	2	2	0	-	6
3.		Natural disasters	1	-	O	2	2	0	-	6
4.		Fire Dynamics and Expertise	1	-	O	2	2	0	-	6
Elective courses 1 (elect 1 out of 2)										
5.		Risks Management Legal Frameworks	1	-	И	2	2	0	-	6
6.		Information and communication technologies in risk management	1	-	И	2	2	0	-	6
7.		Fire Extinguishers and equipment	2	-	O	4	3	0	-	7

8.		Natural disasters risk management	2	-	O	4	3	0	-	7
Elective courses 2 (elect 1 out of 3)										
9.		Management and development of human resources in the protection	2	-	И	3	3	0	-	6
10.		Sustainable development and environmental protection	2	-	И	3	3	0	-	6
11.		Protection and rescue	2	-	И	3	3	0	-	6
12.		Professional practice	2	-	O	0	0	0	60	2
13.		Specialist Thesis	2		O					8
Total ECTS =										60
<p>NOTE: designations: S= semester; L= lectures; E= exercises; Oth.= other types of lectures; ECTS= number of ECTS credits Status of the course: O= obligatory; E=elective Elective courses: the election of the courses is made at the enrolment of the school year in consultation with the Head of the study program and professor of the elective course.</p>										

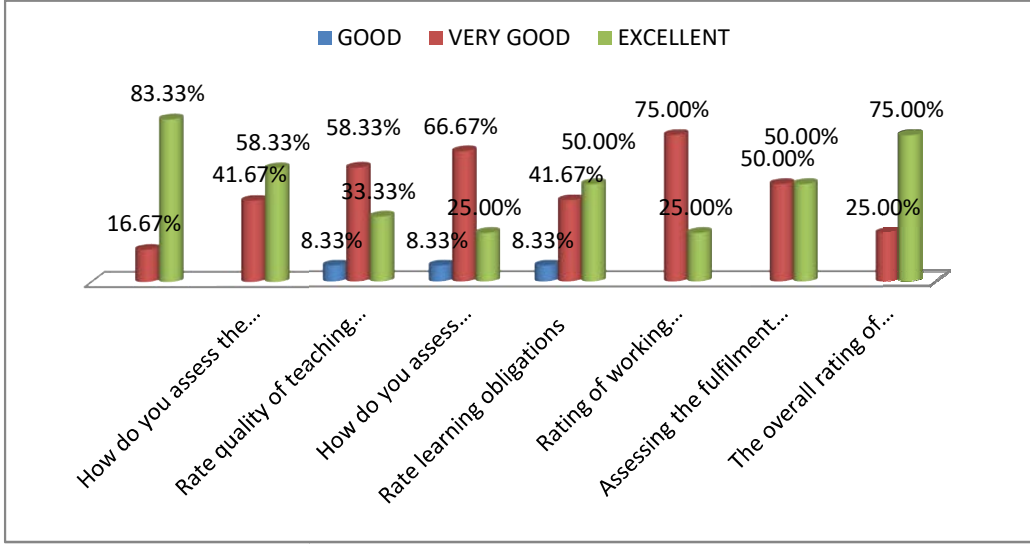
Problems encountered during the master curriculum

Please add your comments, if any:

N/A

Evaluation details

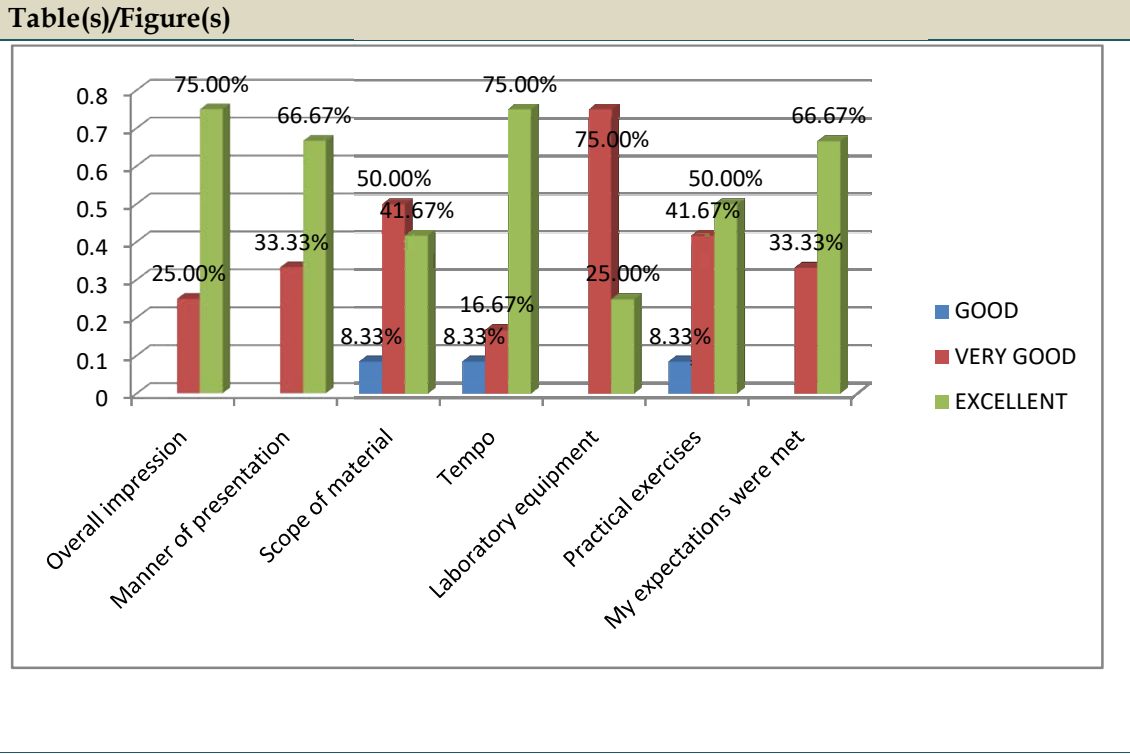
Results of general evaluation of master curriculum

Description																																				
<p>83.33% of the students quality of teaching on new master study programme rated as excellent. The interest of teaching staff in the quality of master study programme is rated as excellent by the 58.33% of students, while 41.67% thinks it is very good. The quality of teaching material was rated as very good by 58.33% of students and 8.33% thinks it is good. 66.67% students thinks that assess to literature is very good. Learning obligations are seen as excellent by 50% of students. According to results, working conditions are very good to 75% of students, and fulfillment of expectations regarding the master curriculum is assessed as very good and excellent. The overall rating of curriculum was excellent according to 75% of students. No negative remarks on any item.</p>																																				
Table(s)/Figure(s)																																				
 <p>The bar chart displays the percentage of students who rated various curriculum items as 'GOOD' (blue), 'VERY GOOD' (red), or 'EXCELLENT' (green). The categories and their respective percentages are as follows:</p> <table border="1"> <thead> <tr> <th>Category</th> <th>GOOD (%)</th> <th>VERY GOOD (%)</th> <th>EXCELLENT (%)</th> </tr> </thead> <tbody> <tr> <td>How do you assess the...</td> <td>16.67%</td> <td>83.33%</td> <td>0%</td> </tr> <tr> <td>Rate quality of teaching...</td> <td>41.67%</td> <td>58.33%</td> <td>0%</td> </tr> <tr> <td>How do you assess...</td> <td>8.33%</td> <td>58.33%</td> <td>33.33%</td> </tr> <tr> <td>Rate learning obligations</td> <td>8.33%</td> <td>66.67%</td> <td>25.00%</td> </tr> <tr> <td>Rating of working...</td> <td>8.33%</td> <td>41.67%</td> <td>50.00%</td> </tr> <tr> <td>Assessing the fulfilment...</td> <td>75.00%</td> <td>25.00%</td> <td>0%</td> </tr> <tr> <td>The overall rating of...</td> <td>50.00%</td> <td>50.00%</td> <td>0%</td> </tr> <tr> <td>The overall rating of...</td> <td>25.00%</td> <td>75.00%</td> <td>0%</td> </tr> </tbody> </table>	Category	GOOD (%)	VERY GOOD (%)	EXCELLENT (%)	How do you assess the...	16.67%	83.33%	0%	Rate quality of teaching...	41.67%	58.33%	0%	How do you assess...	8.33%	58.33%	33.33%	Rate learning obligations	8.33%	66.67%	25.00%	Rating of working...	8.33%	41.67%	50.00%	Assessing the fulfilment...	75.00%	25.00%	0%	The overall rating of...	50.00%	50.00%	0%	The overall rating of...	25.00%	75.00%	0%
Category	GOOD (%)	VERY GOOD (%)	EXCELLENT (%)																																	
How do you assess the...	16.67%	83.33%	0%																																	
Rate quality of teaching...	41.67%	58.33%	0%																																	
How do you assess...	8.33%	58.33%	33.33%																																	
Rate learning obligations	8.33%	66.67%	25.00%																																	
Rating of working...	8.33%	41.67%	50.00%																																	
Assessing the fulfilment...	75.00%	25.00%	0%																																	
The overall rating of...	50.00%	50.00%	0%																																	
The overall rating of...	25.00%	75.00%	0%																																	

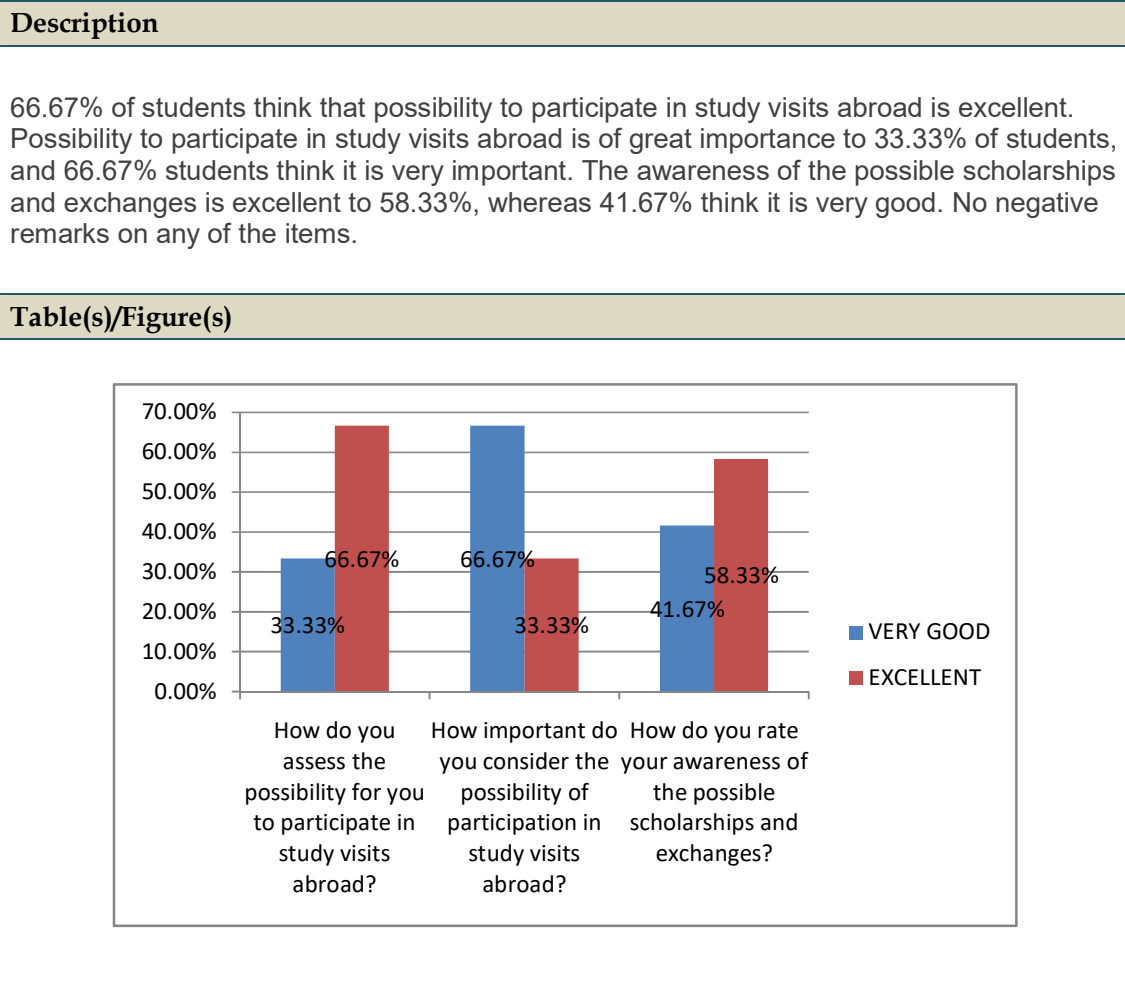
Results of evaluation the general student expectations

Description

For 75% of students overall impression is rated as excellent. 33.33% thinks the presentations are very good and 66.67% that they are excellent. The scope of material for 41.67% of the students is excellent and 8.33% think it is good; for the rest of the students, 50% it is very good. Tempo is excellent for 75% of students. The majority of students, 75% thinks that laboratory equipment is very good. No negative remarks on this item. Practical exercises are considered excellent for 50% of students; whereas 8.33% think they are good; for 41.67% of students are very good. 66.67% of students are fully satisfied with the programme, i.e., their expectations have been completely met.



Results of evaluation of possibility of participation in student mobility



Please indicate your suggestions for further improvement:

Location, date

Leposavić, 13.08.2019.

Signature:

